Veðurfarsyfirlit

Reykjavík maí 2011

dagur	meðalhiti (°C)	Hámark (°C)	Lágmark (°C)	Úrkoma (mm)	Úrkomutegund	Snjódýpt (cm)	Snjóhula (0-4)	Sólskin (klst)	Meðalvindur (m/s)	Mesti vindur (m/s)	Hviða (m/s)
1	1.8	4.9	-0.3	38.8	sl	16	4	0.0	0.2	1.5	2.0
2	8.9	14.9	2.4	3.2	ri	5	4	7.0	4.7	9.6	16.2
3	8.8	14.0	7.7			0	0	12.6	2.5	6.5	9.4
4	6.5	9.4	6.1			0	0	0.0	1.3	2.8	4.0
5	7.3	9.7	5.0	0.5	ri	0	0	3.0	2.9	4.9	8.7
6	9.3	13.6	4.8			0	0	6.7	4.5	7.7	13.5
7	9.4	13.1	5.4			0	0	8.1	2.5	5.5	9.0
8	10.7	16.4	5.2			0	0	14.0	2.8	7.4	12.6
9	11.8	15.8	8.6	5.9	ri	0	0	6.3	5.2	8.0	14.2
10	11.8	13.7	10.8	0.9	ri	0	0	0.6	3.0	7.8	12.6
11	10.0	13.8	7.2	0.2	ri	0	0	8.6	2.4	4.6	7.0
12	5.9	12.9	3.5			0	0	15.0	3.8	7.3	11.6
13	6.2	8.7	4.0	0.0		0	0	2.4	2.8	5.6	9.0
14	5.6	8.5	5.0	0.0		0	0	1.5	2.6	5.3	9.0
15	5.4	8.0	3.0	5.8	ri	0	0	9.0	2.5	6.6	9.8
16	3.9	8.2	2.4	0.3	ri	0	0	11.2	3.4	6.2	10.7
17	5.6	10.0	-1.0	0.1	sl	0	0	3.8	4.5	8.1	13.8
18	7.3	12.3	1.1			0	0	8.7	3.3	6.4	11.3
19	6.4	11.0	5.5	0.0		0	0	1.1	6.0	11.5	18.5
20	4.9	8.3	3.6	0.0		0	0	13.5	4.5	8.0	14.3
21	5.0	10.2	-0.8			0	0	14.7	3.2	7.5	11.8
22	6.0	10.3	1.4			0	0	15.2	3.9	7.8	12.9
23	3.1	9.5	2.5			0	0	1.0	5.6	10.6	17.3
24	4.5	7.5	1.3	0.0		0	0	7.0	6.6	11.4	19.4
25	5.8	7.9	3.4			0	0	16.5	4.0	6.9	11.0
26	5.7	9.2	3.7	0.0		0	0	3.5	5.0	10.1	15.6
27	7.0	8.1	4.4	5.2	ri	0	0	1.9	2.2	8.1	12.8
28	7.9	11.6	6.0	3.3	ri	0	0	6.5	3.0	5.4	8.9
29	8.5	11.7	5.0	2.0	ri	0	0	9.8	3.2	6.3	10.8
30	6.7	11.2	2.0			0	0	16.8	3.2	6.6	10.7
31	6.6	15.0	3.0			0	0	2.7	4.8	6.4	12.5
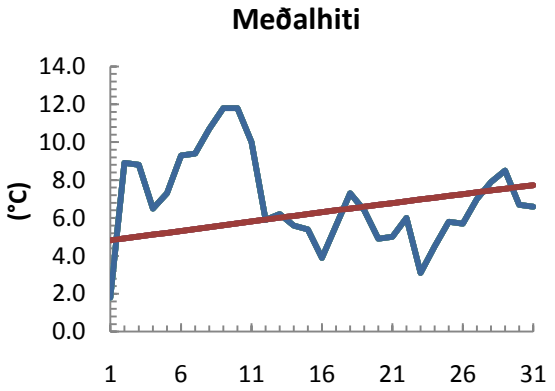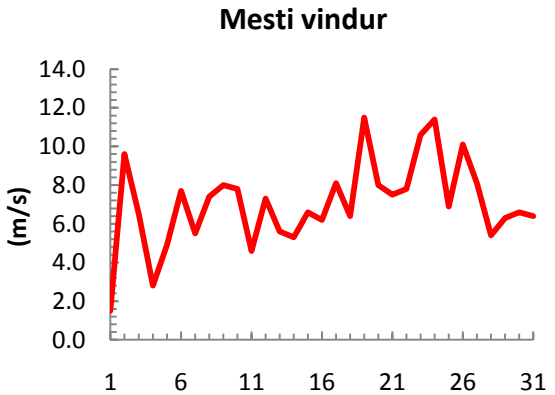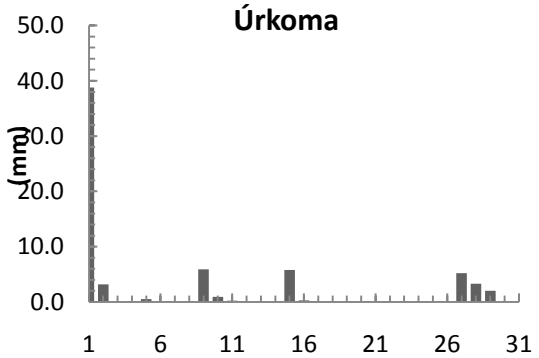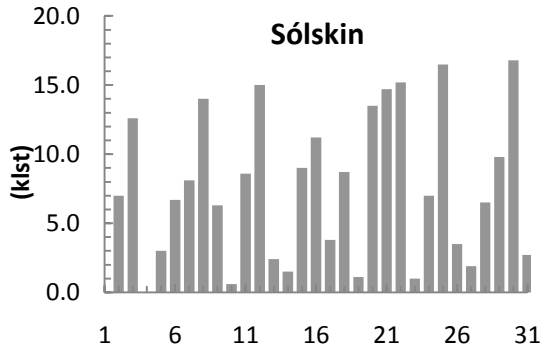
Meðalhiti (°C)	6.9
Frávik frá meðaltali 1961 - 1990 (°C)	0.6
Meðalhámarkshiti (°C)	11.0
Meðallágmarkshiti (°C)	3.9
Úrkomumagn (mm)	66.2
Hlutfall úrkomu af meðaltali 1961-1990 (%)	150.8
Meðalvindhraði (m/s)	3.6
Sólskinsstundir (klst)	228.7