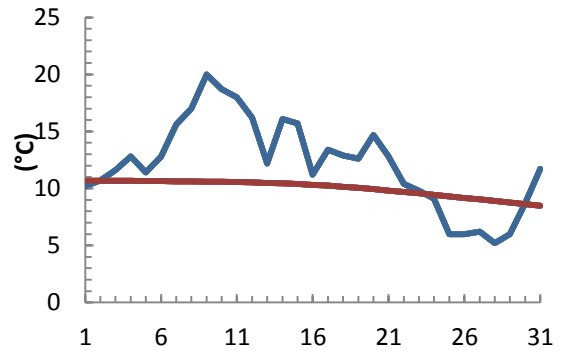


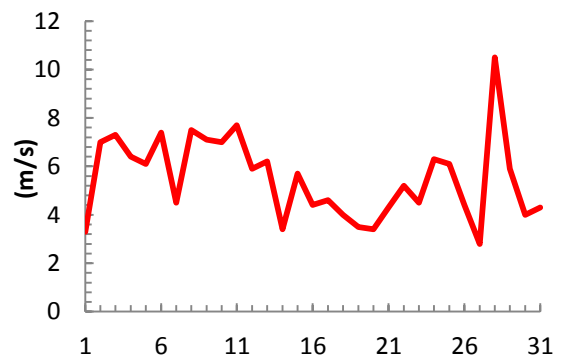
dagur	meðalhiti (°C)	Hámark (°C)	Lágmark (°C)	Úrkoma (mm)	Úrkomutegund	Snjódýpt (cm)	Snjóhula (0-4)	Sólskin (klst)	Meðalvindur (m/s)	Mesti vindur (m/s)	Hviða (m/s)
1	10.2	12.5	8.4	0		0	0	0	1.6	3.3	5.5
2	10.7	13.9	9.2			0	0	8.7	2.2	7	9.9
3	11.6	16.2	8.2			0	0	12.2	3	7.3	10.3
4	12.8	16	10			0	0	11.1	2.4	6.4	9.5
5	11.4	15	6.8			0	0	14.8	2.5	6.1	8.6
6	12.8	16.5	9.2			0	0	12.8	2.9	7.4	10.4
7	15.6	22.4	8.4			0	0	13.5	2.5	4.5	9.6
8	17	22.2	14.1			0	0	4.4	5.3	7.5	16.1
9	20	24.4	17.2			0	0	14.6	4.8	7.1	15
10	18.7	22.9	16.4			0	0	5.3	4	7	12.6
11	18	21	16.3			0	0	0	5.7	7.7	13.8
12	16.2	20.5	15.2			0	0	3.2	3	5.9	12.2
13	12.2	17	10.5			0	0	7.4	2.4	6.2	9.1
14	16.1	20	10.3			0	0	1.4	1.4	3.4	6.6
15	15.7	22.7	13.3	0		0	0	5.5	1.6	5.7	8.3
16	11.2	15.3	10.2	0		0	0	0	1.8	4.4	6.4
17	13.4	16	9.8	0.1	ri	0	0	4.1	1.3	4.6	6.3
18	12.9	16.1	12.5			0	0	0.9	1.8	4	8.4
19	12.6	16.8	8.8			0	0	8.6	1.8	3.5	7.6
20	14.7	20.5	8.4			0	0	7.9	1.4	3.4	6.6
21	12.8	20	10			0	0	4.3	2	4.3	6.5
22	10.4	15.1	10.4	5.8	ri	0	0	0	3.4	5.2	7.3
23	9.8	11.8	8	0		0	0	0.6	2.7	4.5	7.6
24	9.1	11.6	8.1	0.6	ri	0	0	7	3.7	6.3	10.1
25	6	10.6	5	0.4	ri	0	0	10.1	3.5	6.1	10.4
26	6	9.4	2			0	0	9.5	1.9	4.4	7.1
27	6.2	8.6	3.4	0.1	ri	0	0	2.8	1.4	2.8	8.1
28	5.2	8.7	4.9	0.5	ri	0	0	6	4.5	10.5	16.7
29	6	9.7	3	0.7	ri	0	0	4.7	2.6	5.9	10.4
30	8.7	14.1	3.6	0.2	ri	0	0	12.3	1.8	4	6.2
31	11.7	14.6	6.2			0	0	0.6	1.9	4.3	10.4

Meðalhiti (°C)	12.1
Frávik frá meðaltali 1961 - 1990 (°C)	2.1
Meðalhámarkshiti (°C)	16.2
Meðallágmarkshiti (°C)	9.3
Úrkomumagn (mm)	8.4
Hlutfall úrkomu af meðaltali 1961-1990 (%)	24.6
Meðalvindhraði (m/s)	2.7
Sólskinsstundir (klst)	194.3

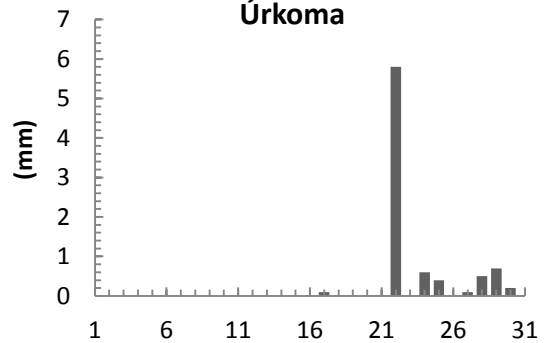
Meðalhiti



Mesti vindur



Úrkoma



Sólskin

