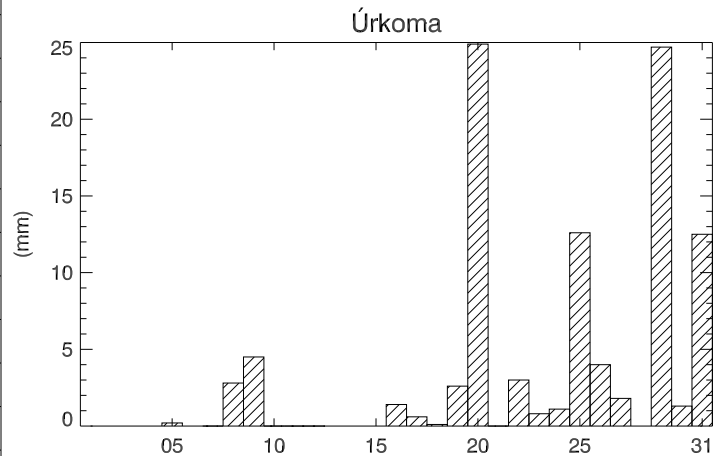
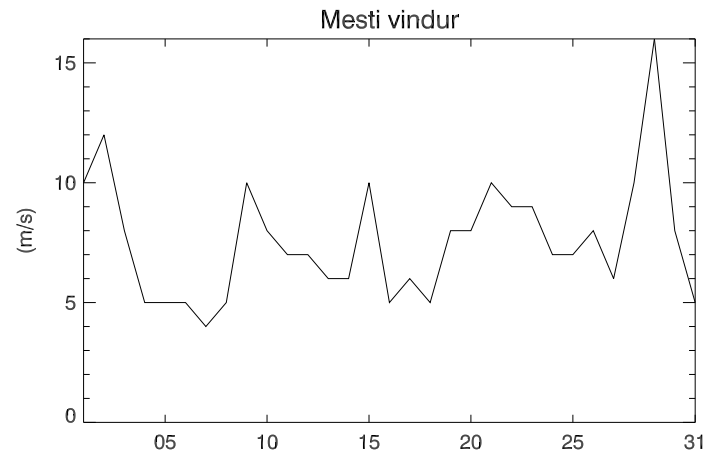
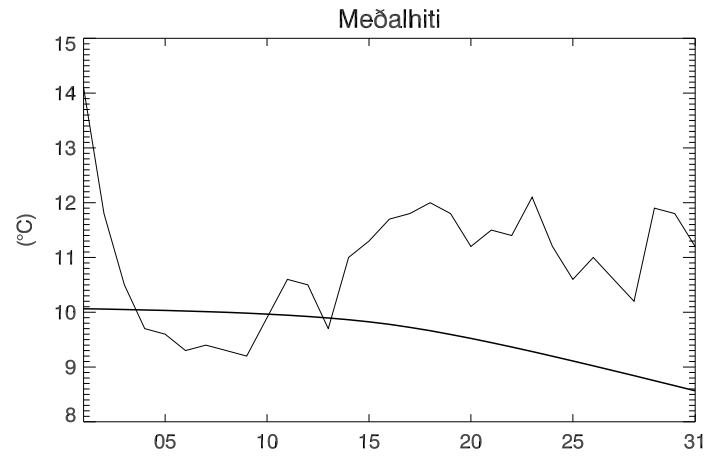


Dagur	Meðalhiti (°C)	Hámark (°C)	Lágmark (°C)	Úrkoma (mm)	Úrkomutegund	Snjóþýpt (cm)	Snjóhula (0-4)	Sólskin (klst)	Meðalvindur (m/s)	Mesti vindur (m/s)	Hviða (m/s)
1	14.1	17.1	9.9						4.9	10.0	
2	11.8	15.2	9.9						8.6	12.0	
3	10.5	15.7	6.7						4.3	8.0	
4	9.7	13.8	5.3						2.6	5.0	
5	9.6	12.2	5.2	0.2	ri				3.2	5.0	
6	9.3	12.1	8.0						2.8	5.0	
7	9.4	12.2	7.1	0.0	ri				2.4	4.0	
8	9.3	12.7	7.8	2.8	ri				3.6	5.0	
9	9.2	13.0	5.6	4.5	ri				5.5	10.0	
10	9.9	14.0	4.5	0.0	ri				5.4	8.0	
11	10.6	14.4	7.8	0.0	ri				4.9	7.0	
12	10.5	14.9	5.6	0.0	ri				5.1	7.0	
13	9.7	13.5	4.7						3.1	6.0	
14	11.0	14.7	5.8						4.0	6.0	
15	11.3	15.6	7.7						4.6	10.0	
16	11.7	15.9	6.3	1.4	ri				3.3	5.0	
17	11.8	14.4	10.7	0.6	ri				5.2	6.0	
18	12.0	14.3	10.5	0.1	ri				2.0	5.0	
19	11.8	14.6	9.8	2.6	ri				3.2	8.0	
20	11.2	13.2	8.5	24.9	ri				4.3	8.0	
21	11.5	14.5	8.4	0.0	ri				4.8	10.0	
22	11.4	13.2	9.4	3.0	ri				3.5	9.0	
23	12.1	14.4	10.8	0.8	ri				5.3	9.0	
24	11.2	15.2	8.3	1.1	ri				4.1	7.0	
25	10.6	13.0	9.5	12.6	ri				5.0	7.0	
26	11.0	13.9	8.0	4.0	ri				4.2	8.0	
27	10.6	14.0	6.7	1.8	ri				2.8	6.0	
28	10.2	13.7	7.5						5.0	10.0	
29	11.9	14.2	9.3	24.7	ri				9.2	16.0	
30	11.8	14.2	10.5	1.3	ri				5.7	8.0	
31	11.2	14.0	9.2	12.5	ri				2.5	5.0	



Meðalhiti = 10.9 °C  
 Frávik frá meðaltali 1961-90 = 10.9 °C  
 Meðalhámarkshiti = 14.1 °C  
 Meðallágmarkshiti = 7.9 °C  
 Úrkomumagn = 98.9 mm  
 Hlutfall úrkomu af meðaltali 1961-90 = 88.0 %  
 Meðalvindhraði = 4.4 m/s  
 Sólskinsstundir = NaN klst