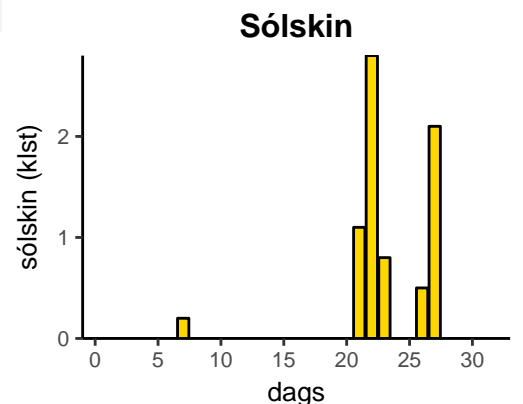
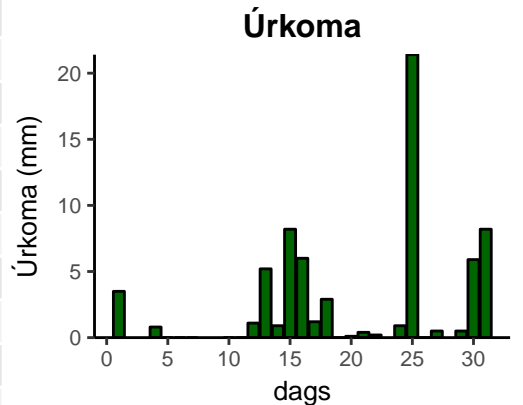
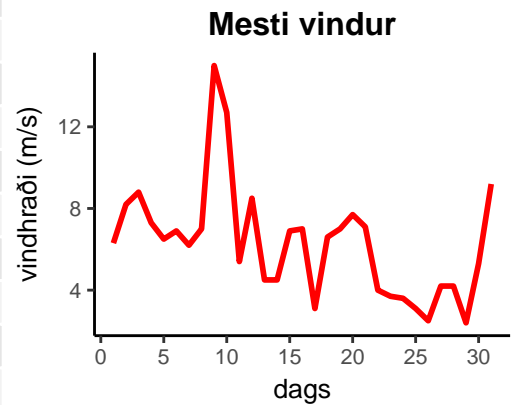
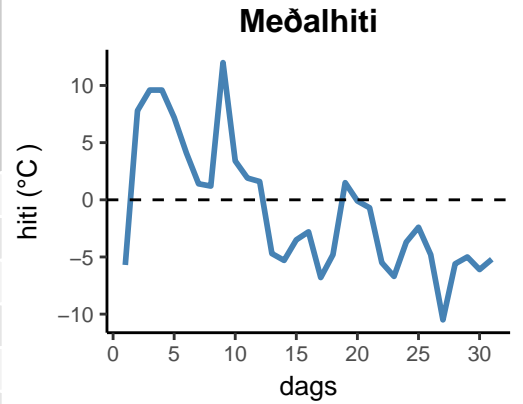


dagur	meðalhiti (°C)	hámark (°C)	lágmark (°C)	úrkoma (mm)	úrkomategund	snjódypt	snjóhula (0-4)	sólskin (klst)	meðalvindur (m/s)	mesti vindur (m/s)	hviða (m/s)
1	-5.7	-0.4	-11.3	3.5	sn	40	4	0.0	2.4	6.3	11.1
2	7.8	9.6	-0.6	0.0		39	4	0.0	4.7	8.2	15.2
3	9.6	14.6	6.5	0.0		38	4	0.0	4.7	8.8	15.1
4	9.6	13.0	6.5	0.8	ri	30	4	0.0	3.7	7.3	14.3
5	7.2	10.3	4.4	0.0		26	4	0.0	3.4	6.5	12.1
6	4.1	5.1	2.8	0.0		26	4	0.0	3.6	6.9	14.8
7	1.4	5.3	0.6	0.0		25	4	0.2	2.1	6.2	10.3
8	1.2	3.4	-3.9	0.0		15	4	0.0	2.5	7.0	13.8
9	12.0	15.0	2.5	0.0		0	0	0.0	6.7	15.0	30.2
10	3.4	14.0	1.9	0.0		0	0	0.0	5.1	12.7	26.4
11	1.9	3.6	-1.2	0.0		0	0	0.0	1.5	5.4	10.6
12	1.6	7.0	0.0	1.1	ri	0	0	0.0	2.9	8.5	12.4
13	-4.7	0.0	-5.5	5.2	sn	6	4	0.0	1.9	4.5	8.7
14	-5.3	-2.3	-9.8	0.9	sn	9	4	0.0	1.9	4.5	6.4
15	-3.5	-2.5	-8.1	8.2	sn	18	4	0.0	2.2	6.9	12.8
16	-2.8	1.0	-4.5	6.0	sn	26	4	0.0	2.7	7.0	10.5
17	-6.8	-2.0	-9.0	1.2	sn	27	4	0.0	0.7	3.1	4.0
18	-4.8	-1.5	-6.2	2.9	sn	26	4	0.0	1.1	6.6	6.6
19	1.5	4.0	-5.2	0.0		22	4	0.0	2.8	7.0	13.7
20	-0.1	4.0	-1.0	0.1	ri	20	4	0.0	4.7	7.7	13.4
21	-0.7	2.7	-3.0	0.4	sl	20	4	1.1	4.1	7.1	13.4
22	-5.5	-2.4	-6.8	0.2	sl	19	4	2.8	1.4	4.0	6.2
23	-6.7	-4.9	-8.5	0.0		19	4	0.8	1.8	3.7	6.0
24	-3.7	-1.4	-7.2	0.9	sn	21	4	0.0	1.4	3.6	5.5
25	-2.4	0.2	-6.2	21.4	sn	0	2	0.0	0.8	3.1	7.5
26	-4.8	-2.8	-6.4	0.0		0	2	0.5	1.1	2.5	4.3
27	-10.5	-5.0	-13.2	0.5	sn	0	2	2.1	1.5	4.2	6.6
28	-5.6	-3.0	-13.8	0.0		0	2	0.0	1.4	4.2	8.2
29	-5.0	-2.5	-6.0	0.5	sl	0	2	0.0	0.8	2.4	3.6
30	-6.1	-3.0	-7.6	5.9	sn	39	4	0.0	2.4	5.3	9.1
31	-5.2	-2.5	-9.2	8.2	sn	55	4	0.0	2.9	9.2	11.8



Meðalhiti (°C)	-0.9
Frávik frá meðaltali 1961 – 1990 (°C)	1.2
Meðalhámarkshiti (°C)	2.5
Meðallágmarkshiti (°C)	-4.2
Úrkomumagn (mm)	67.9
Hlutfall úrkomu af meðaltali 1961–1990 (%)	123.0
Meðalvindhraði (m/s)	2.6
Sólskinsstundir (klst)	7.5