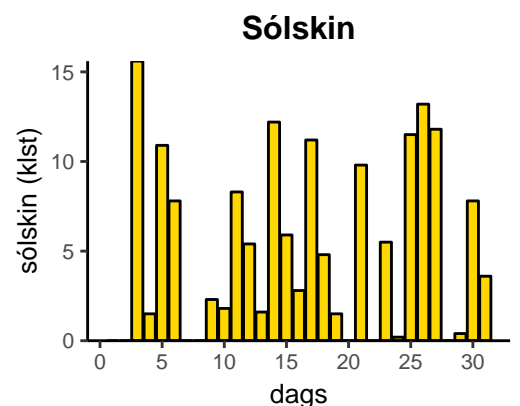
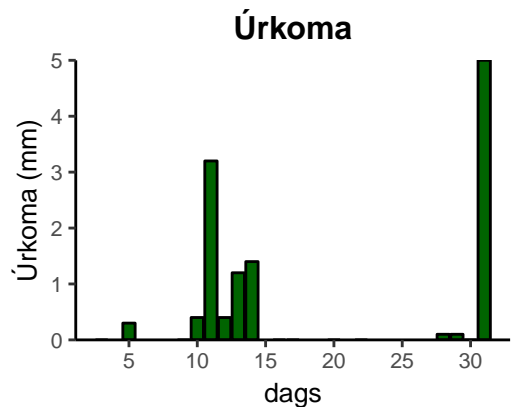
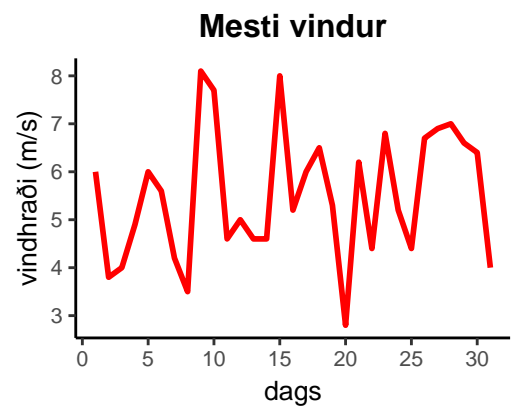
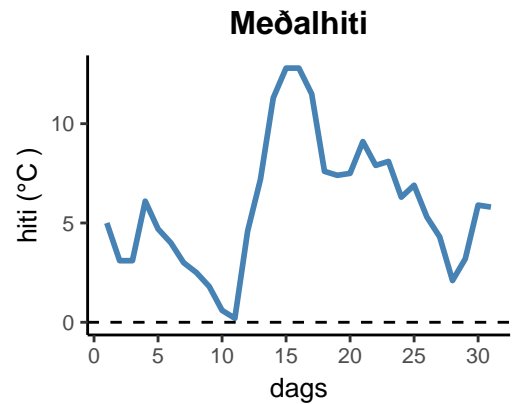


dagur	meðalhiti (°C)	hámark (°C)	lágmark (°C)	úrkomu (mm)	úrkomutegund	snjóþýpt	snjóhula (0-4)	sólskin (klst)	meðalvindur (m/s)	mesti vindur (m/s)	hviða (m/s)
1	5.0	13.8	4.0	0.0		0	0	0.0	2.3	6.0	8.9
2	3.1	6.5	2.5	0.0		0	0	0.0	2.3	3.8	8.6
3	3.1	8.0	-0.2	0.0		0	0	15.6	1.8	4.0	7.7
4	6.1	15.0	0.0	0.0		0	0	1.5	2.6	4.9	8.4
5	4.7	14.0	3.5	0.3	ri	0	0	10.9	4.0	6.0	9.3
6	4.0	8.6	-2.1	0.0		0	0	7.8	2.3	5.6	8.8
7	3.0	6.8	2.4	0.0		0	0	0.0	1.7	4.2	7.8
8	2.5	5.0	0.2	0.0		0	0	0.0	1.4	3.5	10.4
9	1.8	5.4	0.4	0.0		0	2	2.3	3.0	8.1	12.7
10	0.6	5.5	-1.0	0.4	sn	0	0	1.8	3.6	7.7	11.4
11	0.2	3.5	-3.0	3.2	sn	0	0	8.3	1.2	4.6	10.0
12	4.6	7.5	0.0	0.4	sn	0	0	5.4	2.0	5.0	7.7
13	7.2	12.7	1.3	1.2	ri	0	0	1.6	1.6	4.6	9.6
14	11.3	16.4	6.4	1.4	ri	0	0	12.2	2.4	4.6	8.1
15	12.8	17.3	9.0	0.0		0	0	5.9	3.2	8.0	12.8
16	12.8	16.0	10.1	0.0		0	0	2.8	2.9	5.2	10.3
17	11.5	17.0	8.2	0.0		0	0	11.2	2.1	6.0	9.2
18	7.6	12.5	5.8	0.0		0	0	4.8	2.5	6.5	8.8
19	7.4	12.0	6.0	0.0		0	0	1.5	1.9	5.3	9.7
20	7.5	9.5	5.5	0.0		0	0	0.0	1.2	2.8	5.8
21	9.1	13.0	6.8	0.0		0	0	9.8	3.0	6.2	9.8
22	7.9	10.0	6.5	0.0		0	0	0.0	2.3	4.4	6.4
23	8.1	12.6	6.0	0.0		0	0	5.5	2.8	6.8	9.4
24	6.3	10.5	5.0	0.0		0	0	0.2	3.0	5.2	8.3
25	6.9	11.4	4.3	0.0		0	0	11.5	2.4	4.4	10.3
26	5.3	10.9	0.7	0.0		0	0	13.2	3.6	6.7	10.0
27	4.3	8.6	0.2	0.0		0	0	11.8	3.5	6.9	11.8
28	2.1	7.1	1.7	0.1	sn	0	0	0.0	3.9	7.0	11.0
29	3.2	6.5	0.4	0.1	sl	0	0	0.4	3.9	6.6	10.3
30	5.9	9.5	2.8	0.0		0	0	7.8	3.5	6.4	10.3
31	5.8	9.2	3.0	5.0		0	0	3.6	1.6	4.0	7.6



Meðalhiti (°C)	5.9
Frávik frá meðaltali 1961 – 1990 (°C)	0.4
Meðalhámarkshiti (°C)	10.4
Meðallágmarkshiti (°C)	3.1
Úrkomumagn (mm)	12.1
Hlutfall úrkomu af meðaltali 1961–1990 (%)	62.4
Meðalvindhraði (m/s)	2.6
Sólskinsstundir (klst)	157.4