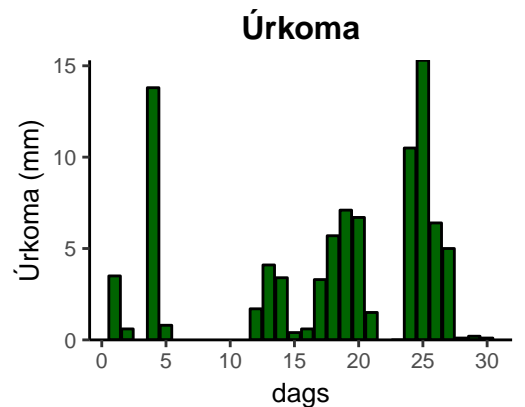
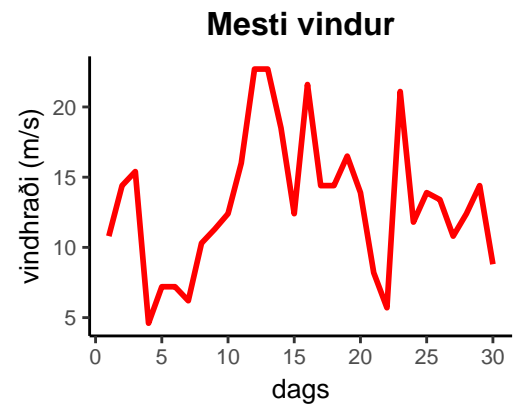
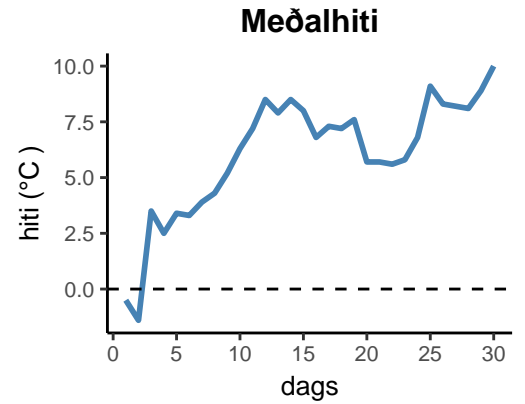


dagur	meðalhiti (°C)	hámark (°C)	lágmark (°C)	úrkoma (mm)	úrkomutegund	snjódýpt	snjóhula (0-4)	sólskin (klst)	meðalvindur (m/s)	mesti vindur (m/s)	hviða (m/s)
1	-0.5	3.2	-2.3	3.5	sl	0	2		5.7	10.8	13.9
2	-1.4	1.0	-2.5	0.6	sn	0	0		8.2	14.4	18.5
3	3.5	6.2	-3.3	0.0		0	0		9.7	15.4	20.6
4	2.5	5.3	1.2	13.8	ri	0	0		2.3	4.6	5.7
5	3.4	6.8	1.9	0.8	ri	0	0		3.6	7.2	8.8
6	3.3	6.4	-0.4	0.0		0	0		3.9	7.2	9.3
7	3.9	6.8	0.6	0.0		0	0		3.4	6.2	7.7
8	4.3	8.5	0.7	0.0		0	0		6.8	10.3	13.4
9	5.2	8.1	2.5	0.0		0	0		7.2	11.3	14.9
10	6.3	8.9	3.6	0.0		0	0		9.3	12.4	17.2
11	7.2	9.7	6.3	0.0		0	0		11.4	16.0	20.6
12	8.5	9.7	6.9	1.7	ri	0	0		16.0	22.7	31.9
13	7.9	9.7	6.4	4.1	ri	0	0		15.1	22.7	30.4
14	8.5	10.2	7.0	3.4	ri	0	0		13.6	18.5	26.3
15	8.0	10.0	7.3	0.4	ri	0	0		8.2	12.4	16.5
16	6.8	9.7	3.7	0.6	ri	0	0		12.8	21.6	30.4
17	7.3	8.7	6.0	3.3	ri	0	0		9.1	14.4	19.6
18	7.2	8.3	6.4	5.7	ri	0	0		9.3	14.4	19.0
19	7.6	9.7	7.3	7.1	ri	0	0		11.6	16.5	23.2
20	5.7	8.3	4.4	6.7	ri	0	0		9.8	13.9	19.0
21	5.7	7.5	4.5	1.5	ri	0	0		4.1	8.2	10.8
22	5.6	9.4	1.5	0.0		0	0		2.9	5.7	7.2
23	5.8	9.6	3.0	0.0		0	0		8.4	21.1	28.3
24	6.8	10.0	5.2	10.5	ri	0	0		6.3	11.8	17.0
25	9.1	11.6	6.4	15.3	ri	0	0		7.4	13.9	18.5
26	8.3	11.3	7.0	6.4	ri	0	0		6.3	13.4	18.0
27	8.2	10.4	6.8	5.0	ri	0	0		5.8	10.8	14.4
28	8.1	10.0	7.2	0.1	ri	0	0		8.0	12.4	16.0
29	8.9	10.7	6.4	0.2	ri	0	0		8.1	14.4	21.6
30	10.0	13.3	7.2	0.1	ri	0	0		5.7	8.8	11.8



Meðalhiti (°C)	6.0
Frávik frá meðaltali 1961 – 1990 (°C)	3.1
Meðalhámarkshiti (°C)	8.6
Meðallágmarkshiti (°C)	4.0
Úrkomumagn (mm)	90.8
Hlutfall úrkomu af meðaltali 1961–1990 (%)	114.2
Meðalvindhraði (m/s)	8.0