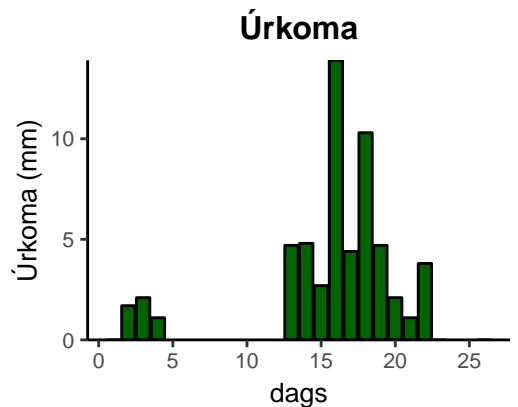
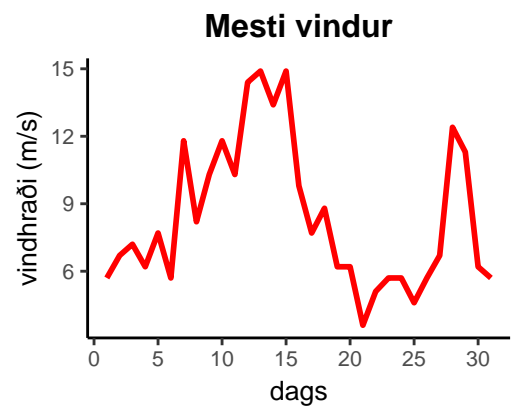
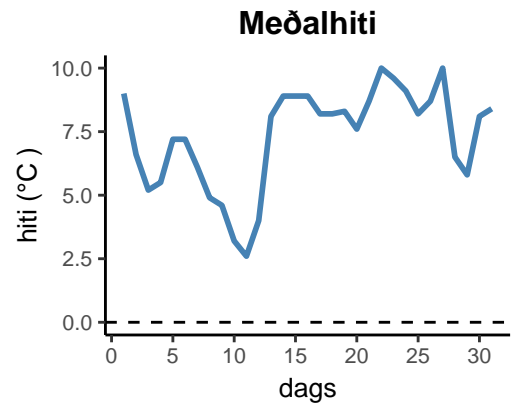


dagur	meðalhiti (°C)	hámark (°C)	lágmark (°C)	úrkoma (mm)	úrkomategund	snjódypt	snjóhula (0-4)	sólskin (klst)	meðalvindur (m/s)	mesti vindur (m/s)	hviða (m/s)
1	9.0	12.0	7.2	0.0		0	0		2.3	5.7	6.7
2	6.6	12.5	6.5	1.7	ri	0	0		3.5	6.7	8.8
3	5.2	8.9	3.2	2.1	ri	0	0		4.3	7.2	9.8
4	5.5	9.0	3.5	1.1	ri	0	0		3.0	6.2	8.8
5	7.2	10.5	2.7	0.0		0	0		4.4	7.7	9.8
6	7.2	10.4	4.6	0.0		0	0		4.0	5.7	7.2
7	6.1	10.6	3.6	0.0		0	0		6.8	11.8	14.4
8	4.9	8.4	3.7	0.0		0	0		4.2	8.2	10.8
9	4.6	7.3	2.6	0.0		0	0		6.1	10.3	13.4
10	3.2	7.6	0.6	0.0		0	0		7.9	11.8	16.0
11	2.6	5.6	-0.1	0.0		0	0		6.8	10.3	13.4
12	4.0	7.2	-0.4	0.0		0	0		8.2	14.4	18.0
13	8.1	9.7	3.3	4.7	ri	0	0		9.3	14.9	21.1
14	8.9	11.0	7.7	4.8	ri	0	0		9.9	13.4	19.0
15	8.9	10.6	8.3	2.7	ri	0	0		9.2	14.9	19.6
16	8.9	11.2	7.7	13.9	ri	0	0		6.0	9.8	12.9
17	8.2	11.1	7.8	4.4	ri	0	0		5.2	7.7	10.8
18	8.2	9.3	7.6	10.3	ri	0	0		4.1	8.8	11.8
19	8.3	10.3	7.3	4.7	ri	0	0		2.7	6.2	7.7
20	7.6	9.5	7.0	2.1	ri	0	0		2.9	6.2	7.2
21	8.7	12.0	6.1	1.1	ri	0	0		2.2	3.6	4.6
22	10.0	14.0	5.8	3.8	ri	0	0		3.2	5.1	8.2
23	9.6	13.8	8.0	0.0		0	0		3.4	5.7	7.7
24	9.1	13.1	5.9	0.0		0	0		3.3	5.7	9.3
25	8.2	12.4	4.6	0.0		0	0		3.1	4.6	6.2
26	8.7	11.5	6.4	0.0		0	0		3.7	5.7	8.2
27	10.0	13.7	6.2	0.0		0	0		4.6	6.7	9.3
28	6.5	12.7	4.6	0.0		0	0		8.8	12.4	15.4
29	5.8	10.0	1.5	0.0		0	0		8.6	11.3	14.9
30	8.1	11.5	3.5	0.0		0	0		3.2	6.2	8.8
31	8.4	12.3	4.5	0.0		0	0		3.0	5.7	7.7



Meðalhiti (°C)	7.3
Frávik frá meðaltali 1961 – 1990 (°C)	1.2
Meðalhámarkshiti (°C)	10.6
Meðallágmarkshiti (°C)	4.9
Úrkomumagn (mm)	57.4
Hlutfall úrkomu af meðaltali 1961–1990 (%)	87.6
Meðalvindhraði (m/s)	5.1