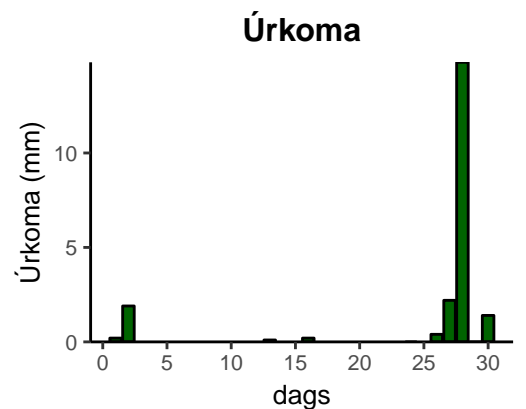
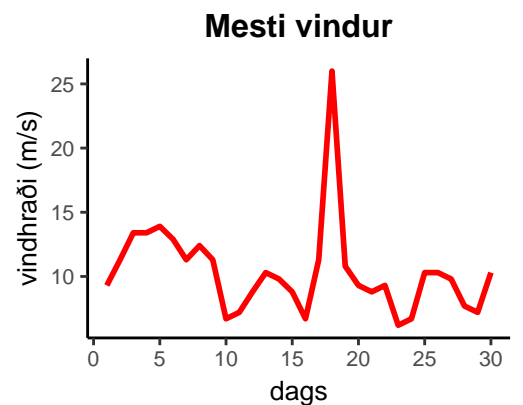
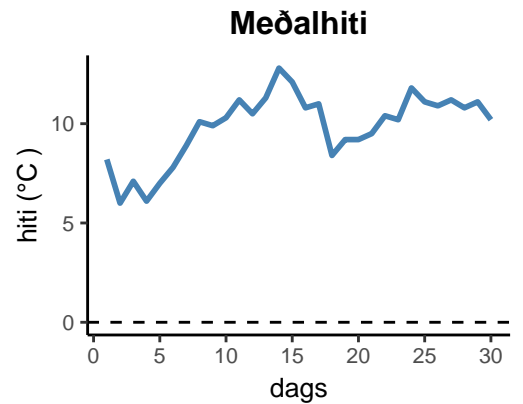


dagur	meðalhiti (°C)	hámark (°C)	lágmark (°C)	úrkoma (mm)	úrkomutegund	snjódýpt	snjöhula (0-4)	sólskin (klst)	meðalvindur (m/s)	mesti vindur (m/s)	hviða (m/s)
1	8.2	11.9	6.1	0.2	ri	0	0		4.1	9.3	11.3
2	6.0	11.4	3.8	1.9	ri	0	0		6.9	11.3	13.9
3	7.1	11.4	4.4	0.0		0	0		9.5	13.4	16.5
4	6.1	10.0	3.3	0.0		0	0		10.7	13.4	17.0
5	7.0	10.5	4.2	0.0		0	0		10.5	13.9	17.0
6	7.8	12.0	3.6	0.0		0	0		10.1	12.9	17.0
7	8.9	12.3	4.9	0.0		0	0		7.8	11.3	13.9
8	10.1	14.5	5.1	0.0		0	0		6.5	12.4	16.0
9	9.9	13.3	6.8	0.0		0	0		5.5	11.3	14.4
10	10.3	13.3	6.8	0.0		0	0		3.6	6.7	9.3
11	11.2	14.5	6.1	0.0		0	0		2.6	7.2	9.5
12	10.5	14.4	7.9	0.0		0	0		4.2	8.8	11.3
13	11.3	14.3	9.3	0.1	ri	0	0		7.4	10.3	13.4
14	12.8	19.5	8.7	0.0		0	0		5.2	9.8	11.8
15	12.1	19.5	8.5	0.0		0	0		4.2	8.8	10.3
16	10.8	14.5	7.8	0.2	ri	0	0		4.2	6.7	8.8
17	11.0	16.6	7.9	0.0		0	0		6.9	11.3	14.9
18	8.4	13.7	7.1	0.0		0	0		11.4	26.0	31.0
19	9.2	12.5	6.0	0.0		0	0		8.2	10.8	14.4
20	9.2	12.3	6.8	0.0		0	0		5.9	9.3	11.8
21	9.5	12.8	5.1	0.0		0	0		5.1	8.8	11.3
22	10.4	13.2	7.0	0.0		0	0		5.3	9.3	10.8
23	10.2	12.6	6.9	0.0		0	0		3.1	6.2	8.2
24	11.8	14.5	9.8	0.0		0	0		4.7	6.7	9.8
25	11.1	14.5	10.1	0.0		0	0		7.3	10.3	12.9
26	10.9	12.4	10.2	0.4	ri	0	0		7.8	10.3	12.4
27	11.2	12.5	10.3	2.2	ri	0	0		7.0	9.8	12.4
28	10.8	13.7	9.2	14.8	ri	0	0		4.2	7.7	10.8
29	11.1	13.8	8.9	0.0		0	0		3.5	7.2	10.8
30	10.2	13.9	8.1	1.4	ri	0	0		6.6	10.3	13.4



Meðalhiti (°C)	9.8
Frávik frá meðaltali 1961 – 1990 (°C)	1.2
Meðalhámarkshiti (°C)	13.5
Meðallágmarkshiti (°C)	7.0
Úrkomumagn (mm)	21.2
Hlutfall úrkomu af meðaltali 1961–1990 (%)	31.2
Meðalvindhraði (m/s)	6.3