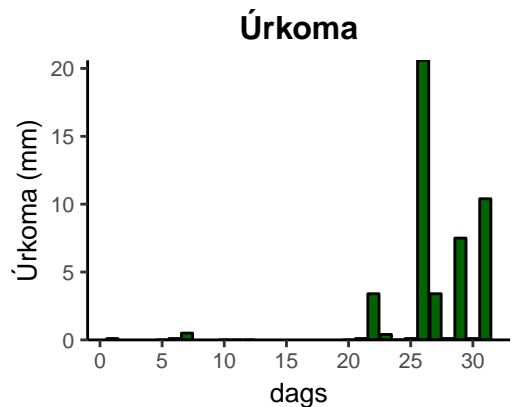
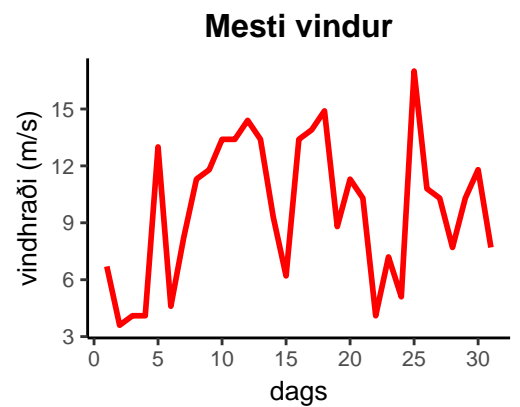
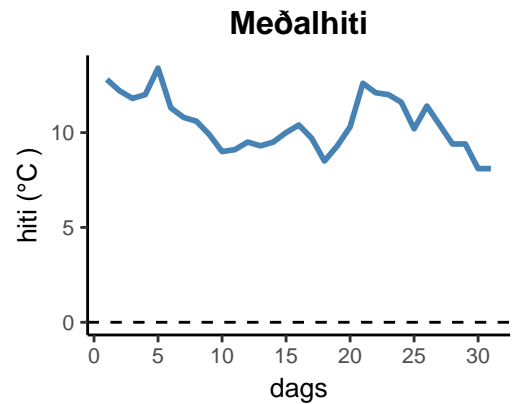


dagur	meðalhiti (°C)	hámark (°C)	lágmark (°C)	úrcoma (mm)	úrcomategund	snjódýpt	snjóhula (0–4)	sólskin (klst)	meðalvindur (m/s)	mesti vindur (m/s)	hviða (m/s)
1	12.8	17.0	10.4	0.1	ri	0	0		4.1	6.7	9.8
2	12.2	16.1	0.4	0.0		0	0		2.3	3.6	5.7
3	11.8	14.1	10.3	0.0		0	0		2.2	4.1	5.7
4	12.0	13.9	10.9	0.0		0	0		2.0	4.1	5.1
5	13.4	16.5	10.7	0.0		0	0		5.0	13.0	17.0
6	11.3	15.1	10.2	0.1	ri	0	0		3.5	4.6	5.7
7	10.8	13.6	8.1	0.5	ri	0	0		5.5	8.2	10.8
8	10.6	13.7	7.7	0.0		0	0		8.2	11.3	14.4
9	9.9	13.5	7.0	0.0		0	0		9.1	11.8	14.4
10	9.0	12.6	7.0	0.0		0	0		9.9	13.4	17.0
11	9.1	12.5	7.8	0.0		0	0		10.5	13.4	17.0
12	9.5	11.5	8.0	0.0		0	0		10.7	14.4	17.0
13	9.3	12.0	7.6	0.0		0	0		10.9	13.4	16.5
14	9.5	13.0	7.3	0.0		0	0		7.3	9.3	12.4
15	10.0	13.5	6.3	0.0		0	0		3.5	6.2	7.2
16	10.4	15.2	6.7	0.0		0	0		8.7	13.4	17.0
17	9.7	14.6	7.8	0.0		0	0		11.7	13.9	17.5
18	8.5	12.0	6.5	0.0		0	0		10.6	14.9	18.5
19	9.3	13.3	5.6	0.0		0	0		5.1	8.8	11.8
20	10.3	13.4	7.4	0.0		0	0		7.3	11.3	15.4
21	12.6	15.5	10.3	0.1	ri	0	0		6.3	10.3	12.9
22	12.1	16.0	8.2	3.4	ri	0	0		2.4	4.1	6.7
23	12.0	14.7	10.2	0.4	ri	0	0		3.8	7.2	10.3
24	11.6	14.5	9.9	0.0		0	0		3.0	5.1	6.7
25	10.2	14.0	8.9	0.1	ri	0	0		9.6	17.0	23.2
26	11.4	12.9	10.6	20.6	ri	0	0		8.2	10.8	15.4
27	10.4	11.9	10.0	3.4	sl	0	0		5.6	10.3	14.9
28	9.4	12.0	8.6	0.1	ri	0	0		4.8	7.7	9.3
29	9.4	11.9	8.7	7.5	ri	0	0		7.7	10.3	12.9
30	8.1	10.9	6.6	0.1	ri	0	0		9.3	11.8	14.9
31	8.1	10.5	6.8	10.4	ri	0	0		5.1	7.7	10.8



Meðalhiti (°C)	10.5
Frávik frá meðaltali 1961 – 1990 (°C)	0.5
Meðalhámarkshiti (°C)	13.6
Meðallágmarkshiti (°C)	8.2
Úrkomumagn (mm)	46.8
Hlutfall úrkomu af meðaltali 1961–1990 (%)	50.4
Meðalvindhraði (m/s)	6.6