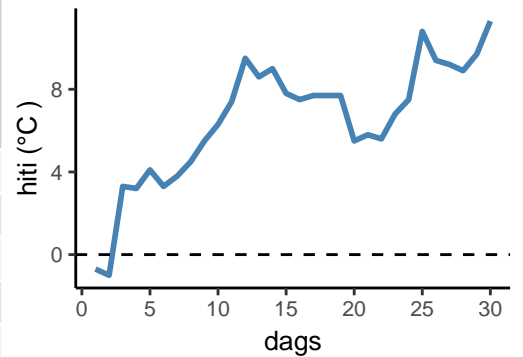
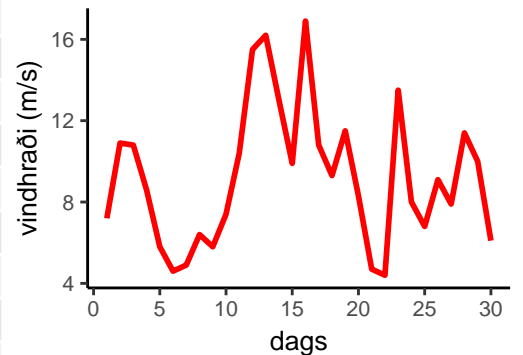


dagur	meðalhiti (°C)	hámark (°C)	lágmark (°C)	úrkoma (mm)	úrkomutegund	snjódýpt	snjöhula (0-4)	sólskin (klst)	meðalvindur (m/s)	mesti vindur (m/s)	hviða (m/s)
1	-0.7	5.4	-2.4	11.2	sl	15	4	6.1	3.4	7.2	13.3
2	-1.0	3.9	-2.8	2.8	sn	11	4	10.7	3.0	10.9	17.9
3	3.3	6.3	-3.5	0.0		8	4	0.5	7.7	10.8	17.7
4	3.2	5.4	2.4	1.0	ri	0	0	0.0	2.3	8.6	14.0
5	4.1	8.9	1.1	1.7	ri	0	0	11.6	1.6	5.8	9.8
6	3.3	6.2	-0.1	0.0		0	0	1.7	3.2	4.6	7.1
7	3.8	7.7	0.4	0.0		0	0	10.5	3.1	4.9	7.9
8	4.5	8.2	1.0	0.0		0	0	6.2	4.0	6.4	11.2
9	5.5	8.5	3.5	0.0		0	0	1.2	3.7	5.8	9.9
10	6.3	9.0	3.7	0.0		0	0	3.9	5.0	7.4	12.5
11	7.4	10.0	5.2	0.0		0	0	0.0	6.2	10.4	19.0
12	9.5	11.9	6.6	1.0	ri	0	0	0.9	11.3	15.5	25.6
13	8.6	11.9	7.6	3.4	ri	0	0	2.3	9.4	16.2	25.9
14	9.0	11.4	6.5	7.9	ri	0	0	8.9	9.5	13.0	20.4
15	7.8	9.7	6.4	6.3	ri	0	0	2.8	6.0	9.9	15.7
16	7.5	11.1	4.4	4.1	ri	0	0	4.5	9.2	16.9	28.4
17	7.7	9.3	6.1	4.6	ri	0	0	1.0	6.6	10.8	18.8
18	7.7	9.0	6.3	6.1	ri	0	0	1.1	6.6	9.3	16.9
19	7.7	10.0	7.0	1.2	ri	0	0	1.5	7.8	11.5	18.5
20	5.5	8.2	4.0	7.9	ri	0	0	2.8	5.8	8.3	14.8
21	5.8	7.8	4.1	2.7	ri	0	0	0.0	2.6	4.7	9.5
22	5.6	9.4	1.6	0.0		0	0	10.2	1.7	4.4	6.7
23	6.8	10.0	3.5	3.0	ri	0	0	0.2	5.3	13.5	22.4
24	7.5	11.0	6.1	2.3	ri	0	0	0.0	3.1	8.0	13.2
25	10.8	14.7	7.1	7.3	ri	0	0	5.9	3.7	6.8	12.1
26	9.4	13.1	8.0	2.5	ri	0	0	4.3	3.9	9.1	15.4
27	9.2	12.7	7.1	4.2	ri	0	0	4.4	3.8	7.9	12.2
28	8.9	12.1	8.2	0.2	ri	0	0	3.5	5.9	11.4	19.3
29	9.7	13.3	6.5	0.0		0	0	6.2	4.6	10.0	16.6
30	11.3	17.1	7.6	0.0		0	0	3.5	3.2	6.1	9.4

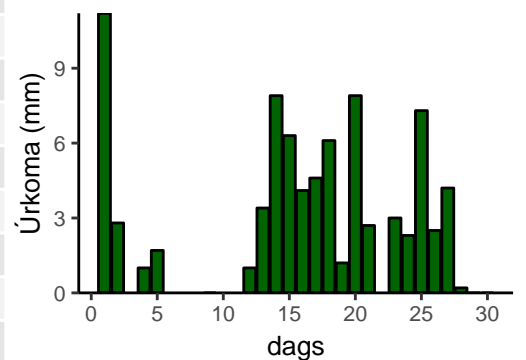
Meðalhiti



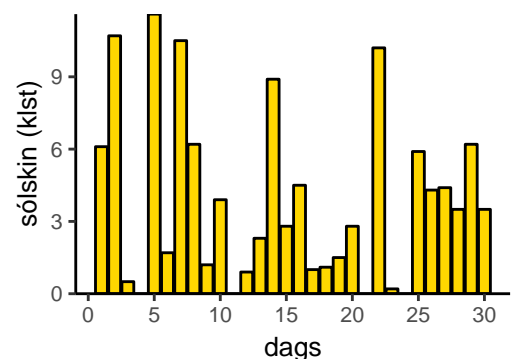
Mesti vindur



Úrkoma



Sólskin



Meðalhiti (°C)	6.5
Frávik frá meðaltali 1961 – 1990 (°C)	3.7
Meðalhámarkshiti (°C)	9.8
Meðallágmarkshiti (°C)	4.1
Úrkomumagn (mm)	81.4
Hlutfall úrkomu af meðaltali 1961–1990 (%)	139.4
Meðalvindhraði (m/s)	5.1
Sólskinsstundir (klst)	116.4