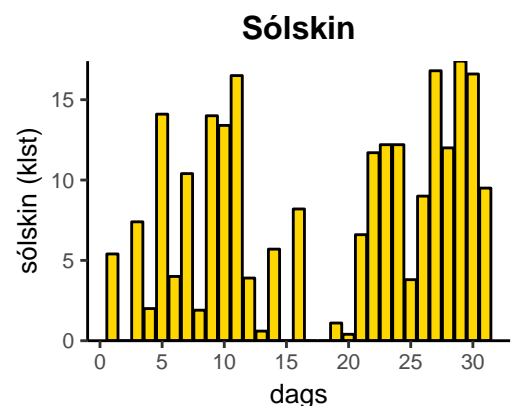
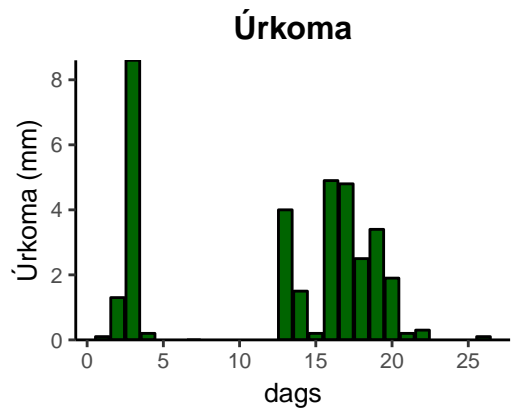
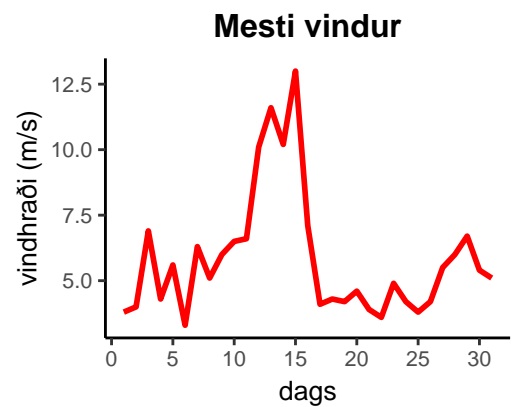
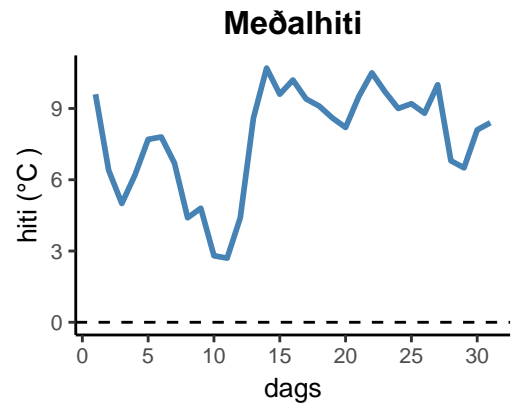


dagur	meðalhiti (°C)	hámark (°C)	lágmark (°C)	úrkomu (mm)	úrkomutegund	snjóþýpt	snjóhula (0-4)	sólskin (klst)	meðalvindur (m/s)	mesti vindur (m/s)	hviða (m/s)
1	9.6	14.0	7.7	0.1	ri	0	0	5.4	1.9	3.8	6.2
2	6.4	10.0	5.9	1.3	ri	0	0	0.0	1.6	4.0	7.8
3	5.0	9.5	1.4	8.6	ri	0	0	7.4	4.3	6.9	11.5
4	6.2	10.5	4.0	0.2	ri	0	0	2.0	2.0	4.3	7.2
5	7.7	11.5	1.8	0.0		0	0	14.1	2.4	5.6	8.7
6	7.8	11.5	6.4	0.0		0	0	4.0	1.7	3.3	5.9
7	6.7	10.9	3.8	0.0		0	0	10.4	3.5	6.3	11.0
8	4.4	10.3	1.8	0.0		0	0	1.9	2.9	5.1	8.8
9	4.8	8.9	2.8	0.0		0	0	14.0	3.4	6.0	11.0
10	2.8	8.8	-1.6	0.0		0	0	13.4	3.1	6.5	12.4
11	2.7	6.2	-1.8	0.0		0	0	16.5	3.4	6.6	11.2
12	4.4	8.4	-1.0	0.0		0	0	3.9	5.0	10.1	19.1
13	8.6	11.4	3.3	4.0	ri	0	0	0.6	6.2	11.6	19.1
14	10.7	14.4	8.4	1.5	ri	0	0	5.7	5.8	10.2	16.2
15	9.6	11.5	8.4	0.2	ri	0	0	0.0	5.8	13.0	20.1
16	10.2	13.7	8.7	4.9	ri	0	0	8.2	4.1	7.1	10.2
17	9.4	13.1	7.9	4.8	ri	0	0	0.0	2.5	4.1	8.5
18	9.1	11.0	8.1	2.5	ri	0	0	0.0	1.9	4.3	7.2
19	8.6	11.4	7.7	3.4	ri	0	0	1.1	1.9	4.2	6.7
20	8.2	9.6	6.8	1.9	ri	0	0	0.4	1.7	4.6	8.1
21	9.5	12.3	7.3	0.2	ri	0	0	6.6	1.5	3.9	5.9
22	10.5	14.9	6.4	0.3	ri	0	0	11.7	2.0	3.6	5.6
23	9.7	13.8	8.2	0.0		0	0	12.2	2.6	4.9	8.1
24	9.0	12.6	6.1	0.0		0	0	12.2	2.1	4.2	6.2
25	9.2	12.4	5.8	0.0		0	0	3.8	2.1	3.8	6.1
26	8.8	12.6	6.4	0.1	ri	0	0	9.0	2.9	4.2	7.0
27	10.0	13.4	5.7	0.0		0	0	16.8	3.1	5.5	9.5
28	6.8	12.9	2.9	0.0		0	0	12.0	2.8	6.0	11.1
29	6.5	12.3	-0.2	0.0		0	0	17.4	2.8	6.7	11.4
30	8.1	12.2	3.6	0.0		0	0	16.6	3.6	5.4	8.7
31	8.4	12.0	4.4	0.0		0	0	9.5	2.2	5.1	7.8



Meðalhiti (°C)	7.7
Frávik frá meðaltali 1961 – 1990 (°C)	1.4
Meðalhámarkshiti (°C)	11.6
Meðallágmarkshiti (°C)	4.8
Úrkomumagn (mm)	34.0
Hlutfall úrkomu af meðaltali 1961–1990 (%)	77.4
Meðalvindhraði (m/s)	3.0
Sólskinsstundir (klst)	236.8