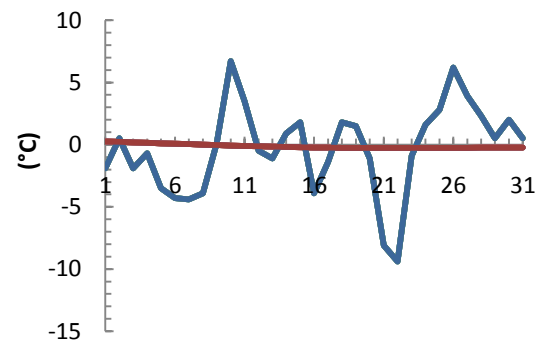
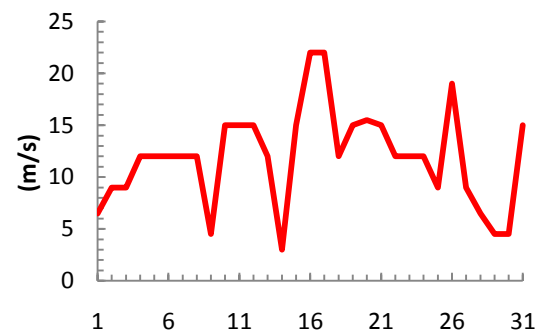


dagur	meðalhiti (°C)	Hámark (°C)	Lágmark (°C)	Úrkoma (mm)	Úrkomutegund	Snjódýpt (cm)	Snjöhula (0-4)	Sólskin (kist)	Meðalvindur (m/s)	Mesti vindur (m/s)
1	-1.9	1.1	-4.6			0	0		2.0	6.5
2	0.5	4.7	-2.5			0	0		5.2	9.0
3	-1.9	0.6	-4.0			0	0		6.1	9.0
4	-0.7	2.2	-2.8			0	0		6.6	12.0
5	-3.5	-0.5	-4.2			0	0		6.3	12.0
6	-4.3	-0.6	-6.6			0	0		3.6	12.0
7	-4.4	-0.3	-6.5			0	0		5.4	12.0
8	-3.9	0.6	-6.5			0	0		3.6	12.0
9	0.1	1.2	-3.9			0	0		3.1	4.5
10	6.7	11.7	-0.8			0	0		7.5	15.0
11	3.5	9.6	0.7			0	0		5.4	15.0
12	-0.5	4.6	-2.3			0	0		1.8	15.0
13	-1.1	2.2	-3.3			0	0		2.1	12.0
14	0.9	3.5	-2.2			0	0		2.2	3.0
15	1.8	7.7	-2.0			0	0		8.2	15.0
16	-3.9	0.5	-6.3			0	0		14.1	22.0
17	-1.4	1.5	-4.3	0.0		0	0		16.3	22.0
18	1.8	4.0	-2.1	0.5	sn	0	0		7.8	12.0
19	1.5	5.5	-0.3	0.0		0	0		9.2	15.0
20	-1.1	1.5	-2.7			0	0		9.8	15.5
21	-8.1	0.6	-9.2			0	0		11.3	15.0
22	-9.4	-8.2	#####			0	0		4.3	12.0
23	-0.9	2.2	#####			0	0		8.1	12.0
24	1.6	2.7	0.0			0	0		6.4	12.0
25	2.8	3.5	0.7	1.2	sn	0	0		6.4	9.0
26	6.2	8.1	1.6	37.7	ri	0	0		14.1	19.0
27	3.9	7.7	1.1	14.1	ri	0	0		4.8	9.0
28	2.3	5.8	0.2			0	0		2.6	6.5
29	0.5	5.4	-1.1	10.7	ri	0	0		3.3	4.5
30	2.0	7.1	-0.5			0	0		2.4	4.5
31	0.5	7.9	-3.0			0	0		7.9	15.0

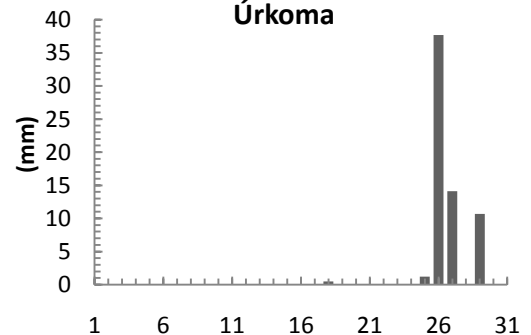
### Meðalhiti



### Mesti vindur



### Úrkoma



Meðalhiti (°C)	-0.3
Frávik frá meðaltali 1961 - 1990 (°C)	
Meðalhámarkshiti (°C)	3.4
Meðallágmarkshiti (°C)	-3.2
Úrkomumagn (mm)	64.2
Hlutfall úrkomu af meðaltali 1961-1990 (%)	
Meðalvindhraði (m/s)	6.4



