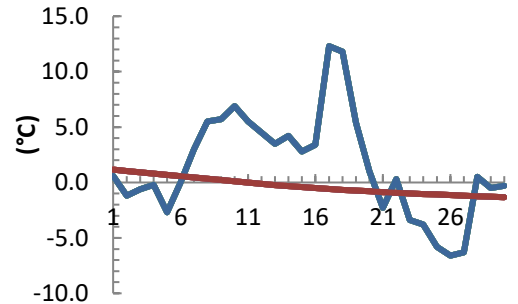
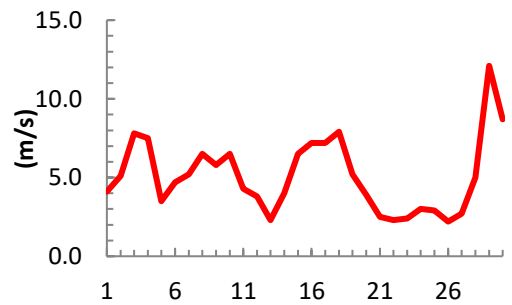
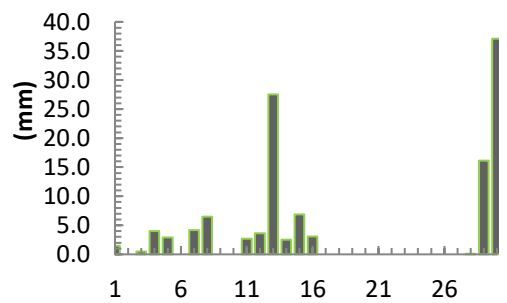


dagur	meðalhiti (°C)	Hámark (°C)	Lágmark (°C)	Úrkoma (mm)	Úrkomutegund	Snjódýpt (cm)	Snjóhula (0-4)	Sólskin (klst)	Meðalvindur (m/s)	Mesti vindur (m/s)	Hviða (m/s)
1	0.6	4.5	-0.5	1.5	sl	1	4	1.2	1.1	4.1	6.5
2	-1.2	3.2	-3.2	0.0		0	0	5.1	1.9	5.1	10.2
3	-0.6	0.2	-5.3	0.5	sn	0	2	0.0	4.0	7.8	11.3
4	-0.2	1.2	-1.0	4.0	sn	2	4	0.0	3.6	7.5	11.4
5	-2.7	-0.2	-3.3	2.9	sn	8	4	2.2	1.6	3.5	6.6
6	0.0	2.5	-6.2	0.0		6	4	0.0	2.0	4.7	8.0
7	3.0	4.6	1.8	4.2	sl	3	4	0.0	1.3	5.2	8.4
8	5.5	7.4	1.3	6.5	ri	0	2	0.0	2.4	6.5	14.0
9	5.7	8.0	3.4	0.0		0	2	0.0	1.7	5.8	10.8
10	6.9	9.6	5.2	0.0		0	0	0.0	2.7	6.5	16.8
11	5.5	8.6	5.0	2.7	ri	0	0	0.0	1.9	4.3	6.4
12	4.5	6.0	3.8	3.6	ri	0	0	0.0	1.7	3.8	6.5
13	3.5	6.1	3.1	27.5	ri	0	0	0.0	0.7	2.3	3.5
14	4.2	5.4	3.0	2.5	ri	0	0	0.0	0.8	4.0	7.8
15	2.8	5.5	1.5	6.9	sl	0	0	0.0	4.0	6.5	10.0
16	3.4	9.1	0.4	3.1	ri	0	0	0.0	2.6	7.2	14.4
17	12.3	15.0	2.2	0.0		0	0	0.2	3.3	7.2	15.8
18	11.8	15.0	10.9	0.0		0	0	0.0	4.3	7.9	15.8
19	5.4	10.9	4.7	0.0		0	0	3.1	1.8	5.2	8.7
20	1.0	5.1	-1.0	0.0		0	0	3.0	1.1	3.9	6.6
21	-2.3	5.0	-3.0	0.0		0	0	2.5	0.8	2.5	4.6
22	0.3	1.6	-4.9	0.0		0	0	0.0	0.9	2.3	4.1
23	-3.4	2.2	-4.6	0.0		0	0	0.0	1.0	2.4	4.7
24	-3.8	-0.1	-5.9	0.0		0	0	2.2	1.0	3.0	4.9
25	-5.8	-2.1	-6.9	0.0		0	0	0.0	0.5	2.9	4.9
26	-6.6	-3.5	-9.5	0.0		0	0	0.0	0.8	2.2	4.2
27	-6.3	-4.0	-7.5	0.0		0	0	0.0	1.0	2.7	4.8
28	0.5	2.3	-7.5	0.1	sl	0	0	0.0	1.3	5.0	8.0
29	-0.5	2.5	-1.5	16.1	sl	23	4	0.0	7.9	12.1	16.8
30	-0.3	1.7	-1.5	37.1	sn	75	4	0.0	5.8	8.7	14.6

Meðalhiti (°C)	1.5
Frávik frá meðaltali 1961 - 1990 (°C)	1.8
Meðalhámarkshiti (°C)	4.4
Meðallágmarkshiti (°C)	-0.9
Úrkomumagn (mm)	119.2
Hlutfall úrkomu af meðaltali 1961-1990 (%)	219.5
Meðalvindhraði (m/s)	2.2
Sólskinsstundir (klst)	19.5

Meðalhiti

Mesti vindur

Úrkoma

Sólskin
